

# Campus Mobile App

The Campus Mobile App allows parents to view information about their child in real time. Depending on which Campus Portal Settings are active for your child's school, you may see any of the following:

- Planner
- Assignments
- Attendance
- Grades
- Schedule
- Settings

The following devices and operating systems are supported:

Device	Minimum Operating System
Android	2.2 and later
iPod Touch	4.2.1 <i>Second generation and newer</i>
iPhone 3G	4.2.1
iPhone 3GS	4.2.1+
iPhone 4	4.2.1+
iPad	4.2.1+
iPad 2	4.2.1+

## TO INSTALL THE APP:

Access the Adams12 website at [www.adams12.org](http://www.adams12.org). From the home page, scroll down and click the button on the right side labeled **Infinite Campus Parents & Students**.

The screenshot shows the website's header with the Adams 12 Five Star Schools logo on the left and navigation links for 'Contact Us' and 'Index' on the right. Below the header is a horizontal menu with links for 'About Us', 'Parents', 'Schools', 'Community', 'Careers', 'District', and 'Staff'. A large banner image depicts a group of people in a meeting. The main content area features a welcome message: 'Welcome to Adams 12 Five Star Schools - Colorado's fifth largest school district', updated on January 18th, 2012. It invites nearly 43,000 students to join and describes the district's location and unique communities. A 'Read more' link is provided. On the right side, there are vertical widgets for 'Calendars', 'Infinite Campus' (Parents & Students and Staff), and 'safe tell'. The footer contains contact information for Adams 12 Five Star Schools and a list of served communities: Broomfield, Federal Heights, Northglenn, Thornton, and Westminster.

Log into the Campus Portal using your existing username and password.

*Note: If you are able to log into the Campus Portal, you are able to log into the mobile app using the same credentials. If you enter your username or password incorrectly when signing in to the app on your mobile device, the app doesn't make it clear an incorrect username or password is the problem. Try your password again. Contact your student's school for a password reset if you have any issues.*

*If you do not have a Campus Portal username and password, at the top of the Portal sign-in page under "First time using Campus Portal?" click the link "If you do not have an Activation Key, click here." This will walk you through the steps to create a portal account.*



Welcome to the Adams12 Five Star Schools Campus Portal! Here you will find instant access to accurate, current and confidential information about your child(ren)'s school attendance, grades, class assignments and more!

Tell me more!

- [en In English](#)
- [es En Español](#)
- [中 中文简体](#)
- [中 中文繁體](#)

**First time using Campus Portal?**

If you have been assigned a Campus Portal Activation Key, [click here](#)  
If you do not have an Activation Key, [click here](#)

**Already have a Campus Portal account?**

**User Name**

**Password**

[Problems logging in?](#)


**District Notices**


- [ 2011-08-31 ]  
[Infinite Campus Portal User Guide](#)  
[Guía del Usuario de Infinite Campus Portal](#)
- [ 2011-01-28 ]
  - [Looking to Pay Transportation Fees? - Click Here!](#)

On the first page of the Campus Portal, there are three buttons, one to download the iOS app from the iTunes App Store, or two to download the Android app from either Google Play or the Amazon Appstore. Click one of these buttons to download the correct app for your mobile device.

The next screen contains the District ID, which is required to log into the mobile app on your device.

Campus Mobile Portal





**One Touch.  
Tons of Info.**




## Go Mobile.

Anytime, anywhere access. Get your Campus Portal information when you want it from your mobile device.

---


**Step 1 Download the App**

Download the Infinite Campus Mobile Portal application from any of the following app stores:



---

**Step 2 Launch the App and Enter in the District ID**



Select Settings.  
Enter your District ID: HVQNFD  
Select Go.

---

**Step 3 Enter Portal Account to Sign In**

Enter your Campus Portal username and password  
Select Go/Sign In.

---

**Step 4 Get Assistance**

The best place to find help is on our [mobile site](#) and the [FAQ page](#). There you will find helpful information and also information on submitting a support request should you need more assistance.

After you have successfully connected to the Portal on your mobile device, go to Settings > Show Notification Settings to enable notifications on your device's notification bar.